



**Praticità e
potenza**

*Functionality
and power*



KALIS

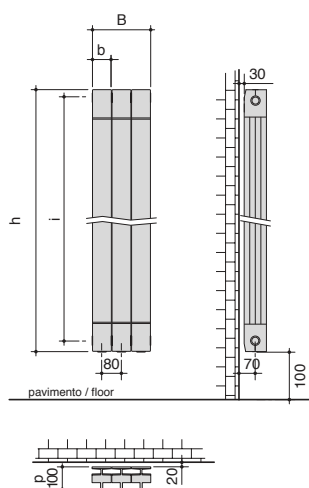


Il modello KALIS è il radiatore in alluminio estruso e pressofuso, il connubio perfetto tra praticità e potenza termica. Adatto per ogni spazio abitativo e per chi cerca un'ottima soluzione salva-spazio.

KALIS is the radiator model in extruded and die-cast aluminium that embodies the perfect combination of functionality and heating power. Suitable for any living space, ideal for those seeking an excellent space-saving solution.

MODELLO <i>model</i>	5 altezza <i>height</i>	b (mm) larghezza <i>width</i>	i (mm) interasse <i>center distance</i>	p (mm) profondità <i>depth</i>	peso <i>weight</i> kg	contenuto d'acqua <i>water content</i> lt	resa termica / <i>thermal output w</i>		
							Δt 30°	Δt 50°	Δt 60°
900	970	80	900	100	1,85	0,37	85,9	169,6	216,2
1000	1070	80	1000	100	2,00	0,38	93,7	184,6	235,2
1200	1270	80	1200	100	2,30	0,40	106,4	211,7	270,6
1400	1470	80	1400	100	2,60	0,50	119,3	237,1	303,0
1600	1670	80	1600	100	2,90	0,60	131,7	261,7	334,4
1800	1870	80	1800	100	3,20	0,65	143,0	284,6	363,8
2000	2070	80	2000	100	3,50	0,70	154,2	307,5	393,4

dati tecnici completi a pag. 40 / full technical data on p. 40



$B = (8 \times N) + 20 \text{ mm}$
 $N = (\text{max } 6) \text{ n}^\circ \text{ elementi batteria}$
(max 6) n° elements battery

ACCESSORI / ACCESSORIES

Set Basic valvola e detentore
Basic valve and detentor set

Kit tappi, riduzioni e mensole
Caps, adaptors and brackets kit

accessori completi a pag. 39 / full accessories on p. 39

ALLACCIAMENTI / CONNECTIONS



allacciamenti a pag. 38 / connections on p. 38

Finitura fotografata in queste pagine / Finish photographed on these pages:
 Noir Sablé 900 - White 9016 Glossy




FINITURE DISPONIBILI / AVAILABLE FINISHES

Standard: RAL BIANCO LUCIDO 9016
RAL 9016 white glossy

Verniciature RAL / RAL paints



Verniciature materiche
Textured paints































Verniciature speciali
Special paints











cartella colori completa a pag. 43 / full color chart on p. 43

FINITURE DISPONIBILI / AVAILABLE FINISHES

Verniciature RAL / RAL paints

							
RAL 1018 Giallo zinco	RAL1003 Giallo segnale	RAL 2000 Arancio giallo	RAL 2004 Arancio puro	RAL 3000 Rosso fuoco	RAL 3003 Rosso rubino	RAL 3004 Rosso porpora	RAL 3014 Rosa antico
							
RAL 4003 Viola erika	RAL4006 Porpora	RAL 4008 Viola segnale	RAL 4001 Rosso lilla	RAL 4004 Viola bordeaux	RAL 8016 Marrone mogano	RAL 6018 Verde giallo	RAL 6001 Verde smeraldo
							
RAL 5012 Blu chiaro	RAL5015 Blu cielo	RAL 5010 Blu genziana	RAL 7008 Grigio kaki	RAL 7035 Grigio luce	RAL 7005 Grigio topo	RAL 7025 Grigio perla	RAL 7024 Grigio grafite
							
RAL 9016 Bianco traffico	RAL 9010 Bianco puro	RAL 1013 Bianco perla	RAL 9005 Nero profondo				

Verniciature materiche / Textured paints

							
SW 327F Blu 500 sablè	YW 357F Violet 2100 sablè	33345 Beige sablè	SW 306F Noir 200 sablè	SN 351F Noir 900 sablè	44810 Bronzo scuro	MX 302L Bismuth	RAL 9010 Bianco puro sablè

Verniciature speciali / Special paints

				
MW136E Gold	SW205F Bronze	SW208F Marron d'Inde	SAP10020 Champagnafrosty	SAP13931 Silver satin


Alluminio anodizzato lucidato Anodized polished aluminium



Lux

COVER - VULKANO

Verniciature e vetro temperato Paintwork and tempered glass

Bianco Lucido
White glossyNero Lucido
Black glossyGrigio Lucido
Grey glossy